

**Whatever your
business need,
the Isuzu Global
Pickup has
a solution.**



Reefer Vehicle



Mobile Restaurant



Dry Box Container



Mobile Service Van



Food Delivery Vehicle



Water Tanker



Fuel Bowser



Mobile ATM



OB Van



Engineered to Perfection



Powerful & proven engine with VGS technology



Refined 5-speed gearbox with overdrive



Cross-car front beam and side-door intrusion beams




iGrip Platform



Stronger suspension*



Tested for over 40 LAKH*



Graphite coated pistons



Collapsible steering column



Efficient braking system



Car-like interiors



Brake override system



Multi-Information Display (MID)

| Specification | D-Max 2WD CBC HR | D-Max 2WD CBC HR 2.0 |
|---------------------------------|---|----------------------|
| Engine | | |
| Type | 4 Cylinder, Common Rail, Variable Geometric Turbo Intercooled Diesel | |
| Emission Norms | BHARAT STAGE VI STAGE 2 | |
| Engine Displacement (cc) | 2499 | |
| Max Power (kW/hp @ rpm) | 58/78 @ 3800 ±100 rpm | |
| Max Torque (Nm @ rpm) | 176 Nm @ 1500 to 2400 rpm | |
| Transmission | | |
| Drive | 4x2 | |
| Type | 5 Speed, Manual | |
| Suspension | | |
| Front | Double Wishbone, with Coil Springs & stabilizer | |
| Rear | Semi-Elliptic Leaf Spring | |
| Wheel | | |
| Rim Size | 16 x 6.5J-33 | |
| Tyre Size | 205 R16C | 215/75 R16 LT |
| Tyre Type | Radial | |
| Brakes and Steering | | |
| Brake Type | Vacuum assisted hydraulic | |
| Front Brake | Disc | |
| Rear Brake | Drum | |
| Steering Type | Hydraulic Power Assist | |
| Dimensions | | |
| Overall Vehicle (LxWxH) (mm) | 5045 x 1860 x 1790 | 5045 x 1860 x 1800 |
| Wheelbase (mm) | 3095 | |
| Weight | | |
| Maximum GVW (kg) | 2990 | 3490 |
| Kerb Weight (kg) | 1610 | 1640 |
| Maximum Front Axle Weight (kgs) | 1120 | 1350 |
| Maximum Rear Axle Weight (kgs) | 1870 | 2140 |
| Fuel Tank capacity (Lts) | 55 | |
| DEF Tank capacity (Lts) | 14 | |
| Capacity | | |
| Seating Capacity (Incl. Driver) | 2 | |

| Features | D-Max 2WD CBC HR | D-Max 2WD CBC HR 2.0 |
|---|------------------|----------------------|
| Comfort / Convenience | | |
| Power Steering with Tilt Adjustment | | Std |
| Air Conditioner | | Optional |
| Blower with Heater | | Std |
| Dust & Pollen Filter | | Std |
| Seat-belt Height Adjuster | | Std |
| Inner & Outer Dash Noise Insulation | | Std |
| Moulded Roof Lining | | Std |
| Clutch Footrest | | Std |
| Advanced Electroluminescent Multi Information Display console | | Std |
| ORVMs with Adjustment Retention | | Std |
| Roof Assist grip for Co-driver | | Std |
| Fabric Seats | | Std |
| Co-driver seat sliding | | Std |
| Vynil Floor Cover | | Std |
| Sun Visor for Driver and Co-driver | | Std |
| Gear Shift Indicator | | Std |
| Utility | | Std |
| 12V Mobile Charging Point | | Std |
| Retractable Cup and Coin holders on Dashboard | | Std |
| Door Trims with Bottle Holder and Pocket | | Std |
| Twin Glove Box | | Std |
| Tray Type Floor Console with Bottle Holder | | Std |
| 2 Speakers with pre-wiring | | AC variant |
| Antenna | | Std |
| Safety/ Security | | |
| Hydraulic Brake with 10.5 inch Booster and LSPV | | Std |
| Ventilated Front Disc Brake with Twin Pot Caliper | | Std |
| Chassis & Cabin with Crumple Zones | | Std |
| Cross Car Front Beam | | Std |
| Door Side Intrusion Beams | | Std |
| Steel Skid Plate | | Std |
| Engine Bottom Guard | | Std |
| Collapsible Steering Column | | Std |
| Warning Lights & Buzzers | | Std |
| ELR Seat Belts | | Std |
| Variable Speed Intermittent Windshield Wiper | | Std |
| Rear Parking Assist | | Std |

**The Isuzu S-Cab Range.
What's your business requirement?
We've got it covered.**

Unmatched Range of Business Solutions



Dry Box Container



Cash Van



Reefer Vehicle



Mobile Service Van



Fire Rescue Vehicle



Election Campaign Vehicle



S-Cab Accident Rescue Vehicle (VEERA)



Mobile ATM



Camping Truck



The Best of Japanese Engineering




**Powerful & proven engine
with VGS technology**



High tensile steel body




iGrip Platform



Stronger suspension



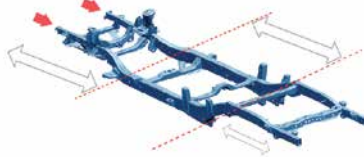
Graphite coated pistons




**Cross-car front beam and
side-door intrusion beams**



Efficient braking system



**Collapsible chassis
with crumple zones**



**Front independent double
wishbone suspension**



**6 way adjustable
driver seat**



5 Seating



**Central Locking
System**



**Multiple storage
spaces**

| Specification | S-Cab 2WD CBC HR |
|---------------------------------|--|
| Engine | |
| Type | 4 Cylinder, Common Rail, Variable Geometric Turbo Intercooled Diesel |
| Emission Norms | BHARAT STAGE VI STAGE 2 |
| Engine Displacement (cc) | 2499 |
| Max Power (kW/hp @ rpm) | 58/78 @ 3800 ±100 rpm |
| Max Torque (Nm @ rpm) | 176 Nm @ 1500 to 2400 rpm |
| Transmission | |
| Drive | 4x2 |
| Type | 5 Speed, Manual |
| Suspension | |
| Front | Double Wishbone, with Coil Springs & stabilizer |
| Rear | Semi-Elliptic Leaf Spring |
| Wheel | |
| Rim Size | 16 x 6.5J-33 |
| Tyre Size | 205R16C |
| Tyre Type | Radial |
| Brakes and Steering | |
| Brake Type | Vacuum assisted hydraulic |
| Front Brake | Disc |
| Rear Brake | Drum |
| Steering Type | Hydraulic Power Assist |
| Dimensions | |
| Overall Vehicle (LxWxH) (mm) | 5045 x 1860 x 1780 |
| Wheelbase (mm) | 3095 |
| Weight | |
| Maximum GVW (kg) | 2850 |
| Kerb Weight (kg) | 1740 |
| Maximum Front Axle Weight (kgs) | 1250 |
| Maximum Rear Axle Weight (kgs) | 1870 |
| Fuel Tank capacity (Lts) | 55 |
| DEF Tank capacity (Lts) | 14 |
| Capacity | |
| Seating Capacity (Incl. Driver) | 5 |

S-CAB Specifications

| Features | S-Cab 2WD CBC HR |
|---|------------------|
| Comfort / Convenience | |
| Power Steering with Tilt Adjustment | Std |
| Air Conditioner | Std |
| Blower with Heater | Std |
| Dust & Pollen Filter | Std |
| Seat-belt Height Adjuster | Std |
| Inner & Outer Dash Noise Insulation | Std |
| Moulded Roof Lining | Std |
| Clutch Footrest | Std |
| Advanced Electroluminescent Multi Information Display console | Std |
| ORVMs with Adjustment Retention | Std |
| Roof Assist grip for Co-driver | Std |
| Fabric Seats | Std |
| Co-driver seat sliding | Std |
| Carpet Floor Cover | Std |
| Sun Visor for Driver and Co-driver | Std |
| Gear Shift Indicator | Std |
| Utility | Std |
| 12V Mobile Charging Point | Std |
| Retractable Cup and Coin holders on Dashboard | Std |
| Door Trims with Bottle Holder and Pocket | Std |
| Twin Glove Box | Std |
| Centre armrest with storage space | Std |
| 2 Speakers with pre-wiring | Std |
| Antenna | Std |
| Safety/ Security | |
| Hydraulic Brake with 10.5 inch Booster and LSPV | Std |
| Ventilated Front Disc Brake with Twin Pot Caliper | Std |
| Chassis & Cabin with Crumple Zones | Std |
| Cross Car Front Beam | Std |
| Door Side Intrusion Beams | Std |
| Steel Skid Plate | Std |
| Engine Bottom Guard | Std |
| Collapsible Steering Column | Std |
| Day & Night IRVM | Std |
| Warning Lights & Buzzers | Std |
| ELR Seat Belts | Std |
| Variable Speed Intermittent Windshield Wiper | Std |



Reach out to us

CALL TOLL FREE AT **1800-499-188**

Call your nearest dealership for more details

For more information, visit us at: www.isuzu.in

 Isuzu Motors India Pvt. Ltd. |  @IsuzuMotorsIndiachannel |  isuzumotorsindia |  @IsuzuIndia